

HELEN VINE CENTER STATS JULY 1, 2005 THRU JUNE 30, 2006

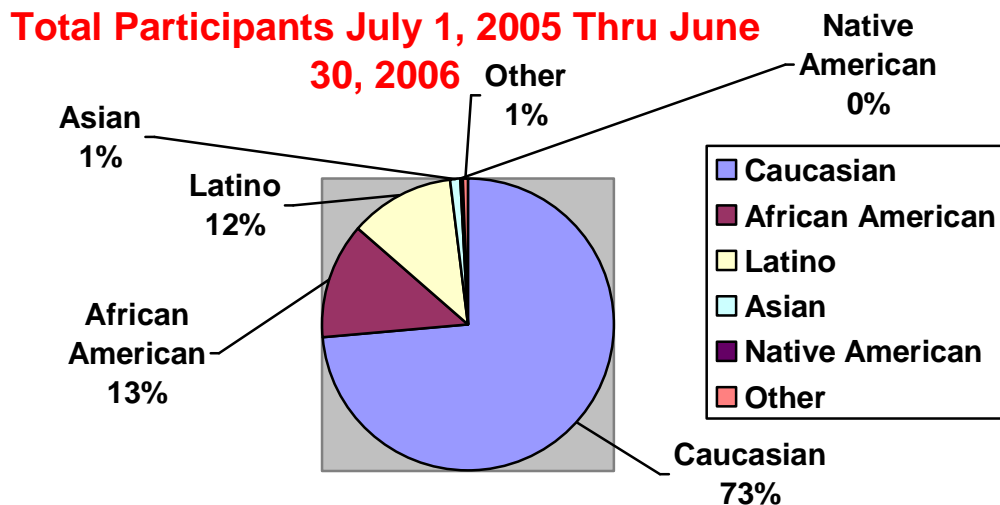
PARTICIPANTS: July 1, 2005 thru June 30, 2006

Total number of participants served (unduplicated) 1332

Of the total number of participants served, unduplicated:

Caucasian - 981
African American - 168
Latino - 157
Asian - 14
Native American - 4
Other - 8

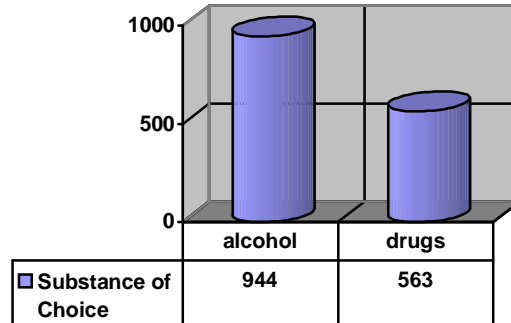
Total number of Participants served (duplicated) 1507



Of the total number of participants served, duplicated:

Alcohol Related Services - 944

Drug Related Services - 563



Methamphetamine – 212

Crack - 166

Heroin - 75

Cocaine - 37

Other Opiates – 29

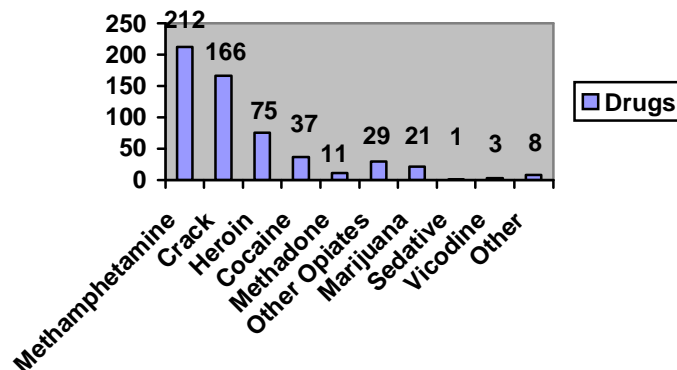
Marijuana - 21

Methadone - 11

Vicodin - 3

Sedative – 1

Other – 8



Referral Sources:

Self-Referrals - 904

Police Drop Offs - 300

Treatment Providers – 157

Shelter – 64

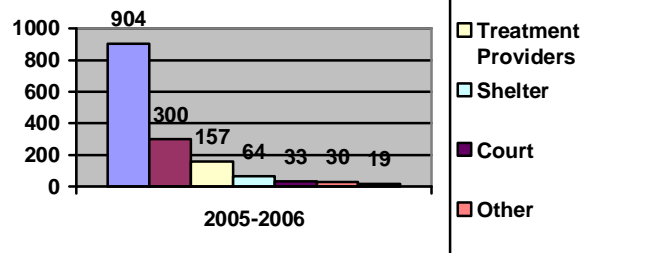
Court - 33

Hospitals – 19

Other – 30

(Various Community Based Service Providers)

Referrals Made From Community Agencies



Referrals made at time of discharge:

Home - 853

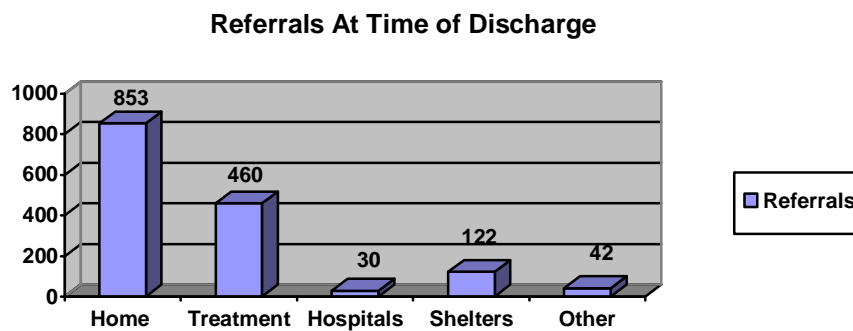
Treatment - 460

Shelters - 122

Hospitals - 30

Other - 42

(Unknown, Other Geographic Locations, Etc.)



Income of participants at time of admission:

No Income Reported - 773
Employed - 366
SSDI - 65
Social Security - 39
Veterans' Administration Benefits - 26
General Assistance - 19
Unemployment Insurance - 19
State Disability - 15
AFDC - 13
Retirement - 2
Alimony/Child Support - 1
Workers Compensation - 1
Other - 168

